

Pella® Lifestyle Series WOOD

#1 performing wood window and patio door for the combination of energy, sound and value.¹



Dual- and Triple-Pane Products, \$\$-\$\$\$



Unbeatable performance options.¹



79% more energy efficient for a more comfortable home²



52% reduction in outside noises like traffic and lawnmowers³

Values are averages based on the Ultimate Performance package compared with single-pane windows.

Style and durability.



Durability and style flexibility with the most desired features and options, backed by the **best limited lifetime warranty** in the industry.⁴

Packed with innovation.

37
TIME-TESTED
INNOVATIONS

Offering products with 37 time-tested innovations like our best integrated blinds and shades and integrated security sensors.



Pella Lifestyle Series triple-pane casement window

WINDOW STYLES

Special sizes and configurations are also available.



AWNING



BAY OR BOW



CASEMENT



DOUBLE-HUNG⁵

PATIO DOOR STYLES



SLIDING



HINGED

^{1,2,3,4,5} See inside front cover for disclosures.



Colors & Finishes PELLA® LIFESTYLE SERIES


WOOD TYPE

The wood species that best complements your home's interior.




PREFINISHED PINE INTERIOR COLORS

We can prefinish pine in your choice of three paint colors and seven stains. Unfinished or primed and ready-to-paint are also available.



ALUMINUM-CLAD EXTERIOR COLORS

Our low-maintenance EnduraClad® exterior finish resists fading and helps protect your windows and patio doors for years.



¹ Available performance solutions offer an unbeatable combination of energy efficiency, sound control and value. Performance solutions require upgrades to triple-pane, AdvancedComfort Low-E and mixed glass thickness. Based on comparing product quotes and published STC/OITC and U-Factor ratings of leading national wood window and patio door brands.

² Window energy efficiency calculated in a computer simulation using RESFEN 6.0 default parameters for a 2000 sq. foot new construction single-story home when comparing Pella Lifestyle Series windows with Advanced Comfort Low-E triple-pane glass with argon and mixed glass thickness to a single-pane wood or vinyl window. Double-hung windows are not available with triple-pane glass. The energy efficiency and actual savings will vary by location. The average window energy efficiency is based on a national average of 94 modeled cities across the country and weighting based on population. For more details see pella.com/methodology.

³ Reduction in sound based on OITC ratings of Pella Lifestyle Series windows with triple-pane glass with mixed glass thickness to a single-pane wood or vinyl window with an OITC of 19. Calculated by using the sound transmission loss values in the 80 to 4000 Hz range as measured in accordance with ASTM E-90(09). Actual results may vary.

⁴ Based on comparing written limited warranties of leading national wood window and wood patio door brands. See Pella written Limited Warranty for details, including exceptions and limitations, at pella.com/warranty, or contact Pella Customer Service at 877-473-5527.

⁵ Available in dual-pane only.

⁶ Available on triple-pane products only.

Integrated Blinds & Shades PELLA® LIFESTYLE SERIES

INTEGRATED BLINDS¹

Raise blinds up for an unobstructed view or tilt to let in just the right amount of light. Our best integrated and accessible blinds are available manual or motorized with Pella Insynctive® technology.



INTEGRATED SHADES¹

Our best integrated fabric shades feature a white exterior fabric for a uniform look from the street. Integrated and accessible shades are available manual or motorized with Pella Insynctive technology.



Added Security

INSYNCTIVE TECHNOLOGY

Integrated security sensors with time-tested wireless technology are built-in and tucked away, out of sight, to preserve the beauty of your Pella windows and doors. Monitor windows and doors while at home or away with the Pella Insynctive App or with most existing security systems.² Learn more at pella.com/insynctive.



¹ Available on triple-pane products only.

² Requires the Pella Insynctive App on a smart device, an Insynctive Bridge and a wireless home internet router with internet connection.

Performance Packages PELLA® LIFESTYLE SERIES

PACKAGES

To make things easier, we've created performance packages that highlight what's most important to you.

Performance solutions offer an unbeatable combination of energy efficiency, sound control and value.¹ Upgrade from a dual- to a triple-pane glass design with the packages below to meet the unique needs of each room in your home.

All values below are averages compared with single-pane windows.



Pella Lifestyle Series offers products awarded ENERGY STAR® Most Efficient for 2019.²



Performance

Improved energy efficiency and sound performance.

71%
MORE ENERGY
EFFICIENT³

+

34%
NOISE
REDUCTION⁴



Sound Control

Exceptional noise control for a quieter home.

52%
NOISE
REDUCTION⁴



Energy Efficiency

Superior energy efficiency for a more comfortable home.

83%
MORE ENERGY
EFFICIENT³



Ultimate Performance

The best combination of energy efficiency and noise control.

79%
MORE ENERGY
EFFICIENT³

+

52%
NOISE
REDUCTION⁴

Glass⁵

INSULSHIELD® LOW-E GLASS

Advanced Low-E insulating dual- and triple-pane glass with argon⁶

AdvancedComfort Low-E insulating dual- and triple-pane glass with argon⁶

NaturalSun Low-E insulating dual- and triple-pane glass with argon⁶

SunDefense™ Low-E insulating dual- and triple-pane glass with argon⁶

ADDITIONAL GLASS OPTIONS

Tempered glass available on dual- and triple-pane products

Obscure and frosted obscure glass available on dual- and triple-pane products

¹ Performance solutions require upgrades to triple-pane, AdvancedComfort Low-E and mixed glass thickness. Based on comparing product quotes and published STC/OITC and U-Factor ratings of leading national wood window and patio door brands.

² Pella products may not meet ENERGY STAR® guidelines in Canada. For more information, contact your local Pella sales representative or go to energystar.gc.ca.

³ Window energy efficiency calculated in a computer simulation using RESFEN 6.0 default parameters for a 2000 sq. foot new construction single-story home when Pella Lifestyle Series windows with the respective performance package are compared to a single-pane wood or vinyl window. The energy efficiency and actual savings will vary by location. The average window energy efficiency is based on a national average of 94 modeled cities across the country and weighting based on population. For more details see pella.com/methodology.

⁴ Reduction in sound based on OITC ratings of Pella Lifestyle Series windows with respective performance package compared to a single-pane wood or vinyl window with an OITC of 19. Calculated by using the sound transmission loss values in the 80 to 4000 Hz range as measured in accordance with ASTM E-90(09). Actual results may vary.

⁵ Double-hung window available with dual-pane glass only.

⁶ Optional high-altitude Low-E insulating glass does not contain argon in most products. Please see your local Pella sales representative for more information.

Grilles PELLA® LIFESTYLE SERIES

GRILLES

Choose the look of true-divided-light, removable roomside grilles or make cleaning easier by selecting grilles-between-the-glass.

DUAL-PANE:



SIMULATED-DIVIDED-LIGHT WITH SPACER 7/8"



SIMULATED-DIVIDED-LIGHT WITHOUT SPACER 7/8"




ROOMSIDE REMOVABLE GRILLES 3/4"




ALUMINUM GRILLES-BETWEEN-THE-GLASS 3/4"

TRIPLE-PANE:



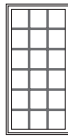
SIMULATED-DIVIDED-LIGHT WITH ALUMINUM CONTOURED GRILLES-BETWEEN-THE-GLASS 3/4"



ALUMINUM GRILLES-BETWEEN-THE-GLASS 3/4"

GRILLE PATTERNS

In addition to the patterns shown here, custom grille patterns are available.



TRADITIONAL



9-LITE PRAIRIE



TOP ROW



CROSS



CUSTOM

Screens*

ROLSCREEN®

Rolscreen soft-closing retractable screens roll out of sight when not in use. Available on casement windows and sliding patio doors.

FLAT

InView™ screens are clearer than conventional screens and come standard. VividView® screens offer the sharpest view and are optional.

*WARNING: Screen will not stop child or pet from falling out of window or door. Keep child or pet away from open window or door.

Window Hardware PELLA® LIFESTYLE SERIES


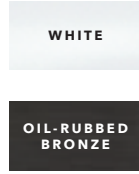
ESSENTIAL COLLECTION Our most popular design with finishes to suit every style.



**FOLD-AWAY
CRANK**



**CAM-ACTION
LOCK**



Patio Door Hardware¹

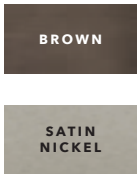
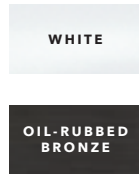

ESSENTIAL COLLECTION Elevate your style and transform your home with elegant selections.



**HINGED PATIO
DOOR HANDLE**



**SLIDING PATIO
DOOR HANDLE**



¹ On hinged patio doors, Endura Hardware Collection offers a 10-year warranty. See written warranty for complete details at pella.com/warranty.

Want to learn more? Call us at 833-44-PELLA or visit pella.com



The confidence of added protection.

Pella® Lifestyle Series products are backed by the best limited lifetime warranty for wood windows and patio doors.² See written limited warranty for details, including exceptions and limitations, at pella.com/warranty.

² Based on comparing written limited warranties of leading national wood window and wood patio door brands. See written limited warranty for details, including exceptions and limitations, at pella.com/warranty.



Connect with Pella:

